

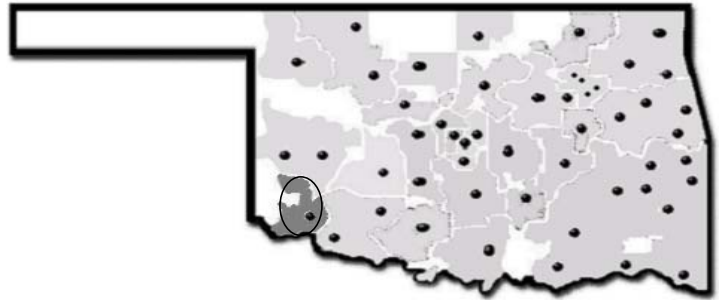
SOUTHWEST TECHNOLOGY CENTER PROFILE

Oklahoma's CareerTech Districts: Southwest Technology Center

**711 West Tamarack Road
Altus, Oklahoma 73521
(580) 477-2250**

Dr. June Knight, Superintendent

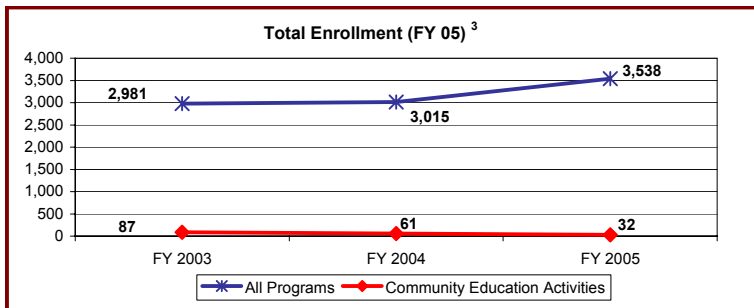
<http://www.swtc.org>



DISTRICT OVERVIEW

Demographic Data ³ (FY 05)		
	Technology Center District Enrollment	Technology Centers Statewide Average
Caucasian	60.3%	76.2%
African American	5.5%	7.7%
Asian	1.4%	1.4%
Hispanic	27.9%	4.9%
American Indian	4.9%	9.8%
Highest Educational Level for Adults Age 25+		
College Degree	19.9%	25.0%
H.S. Diploma w/o College Degree	72.1%	69.9%
Less than 12th Grade Education	8.0%	5.1%
Economically Disadvantaged Full-Time Secondary Students	41.2%	27.8%

Cost Per Student ² (FY 05)	Technology Center District	Statewide
Average Cost Per FTE Enrollment in Full-Time Programs	\$4,823	\$6,138
Average Cost Per Enrollment in Bus. & Industry Programs	\$96	\$122



District Population & Partner Schools ^{1 & 3}
District population is 31,050 based on 2000 census data. School districts served include Altus, Blair, Duke, Eldorado, Granite, Navajo and Olustee.

Financial Data ² (FY 05)			
	Technology Center District	Technology Center %	Statewide %
REVENUE			
General Fund Revenue			
Revenue			
Local Funds	\$1,470,360	51.8%	63.9%
Local Ad Valorem	\$1,129,603	76.8%	81.9%
Adult Tuition	\$272,390	18.5%	11.1%
Local Other	\$68,367	4.6%	6.9%
State Funds	\$1,101,790	38.8%	30.3%
Federal Funds	\$265,468	9.4%	5.9%
Total General Fund Revenue	\$2,837,618	100%	
Building Fund Revenue			
Total Local Revenue	\$0	0.0%	
Local Taxes	\$0	0.0%	
Local Tuition/Fees	\$0	0.0%	
Local Other Sources	\$0	0.0%	
State	\$0	0.0%	
Federal	\$0	0.0%	
Total Building Fund Revenue	\$0	100%	
TOTAL REVENUE: GENERAL FUND + BUILDING FUND =		\$2,837,618	
EXPENDITURES			
Classroom Activity & Instructional Support	\$1,584,780	59.5%	63.9%
Guidance & Counseling	\$113,778	4.3%	5.2%
General Administration	\$129,042	4.8%	2.5%
General Support	\$341,204	12.8%	11.3%
Student Transportation	\$55,205	2.1%	3.0%
Operation of Plant	\$438,224	16.5%	14.0%
Other Services	\$208	0.0%	0.2%
TOTAL EXPENDITURES	\$2,662,441	100.0%	100.0%

Definitions of all terms can be found in the glossary at the beginning of this document.

Data provided by the following sources:

¹ Office of Accountability, State of Oklahoma

² Oklahoma Department of Career and Technology Education, Technology Center Services Division

³ Oklahoma Department of Career and Technology Education, Information Management Division

⁴ Oklahoma Department of Education

⁵ Technology Center

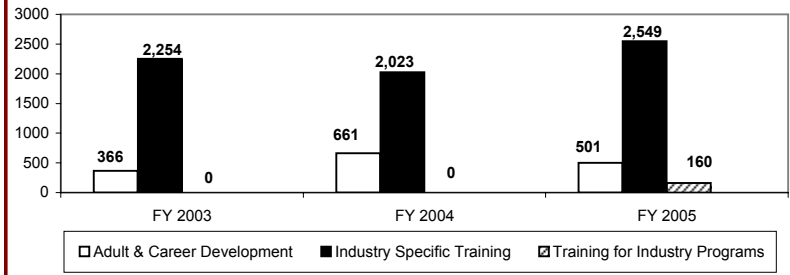
SOUTHWEST TECHNOLOGY CENTER PROFILE

BUSINESS AND INDUSTRY SERVICES TRAINING ³

Business and Industry Services Course Statistics

Program Type (FY 05)	Number of Classes	Hours of Training
Adult and Career Development	60	2,326
Industry Specific Training	409	1,124
Training for Industry Programs	15	432
Total All Programs	484	3,882
<hr/>		
Total Adjunct Instructors:	68	
Total Businesses & Industries Served:	42	

Business and Industry Services Training Enrollments



FULL-TIME PROGRAMS (FY 05) ³

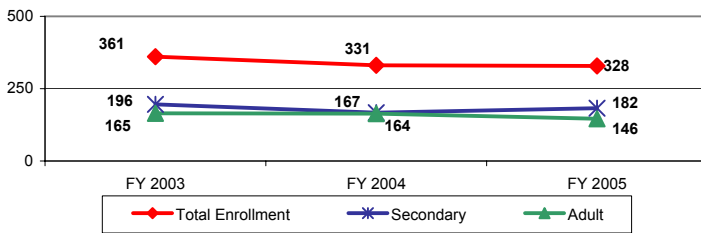
Instructors (FY05) ²

Instructors in Full-Time Programs:	15
Instructors with Industry Certification/Experience	0
Instructors with Associate Degree	2
Instructors with Bachelor's Degree	10
Instructors with Master's Degree	3
Instructors with Doctorate Degree	0
Average Annual Salary for Instructors (base salary):	
10 month contract:	34,732
11 month contract:	36,200
12 month contract:	41,121

Program Outcomes - Completion/Retention FY 05³

Technology Center			
Completion Status:	Secondary	Adult	All Students
Retained in Program/Completers	74%	83%	78%
Transfers	24%	5%	16%
Leavers	3%	12%	7%
Statewide			
	Secondary	Adult	All Students
Retained in Program/Completers	84%	88%	85%
Transfers	13%	3%	8%
Leavers	4%	10%	6%

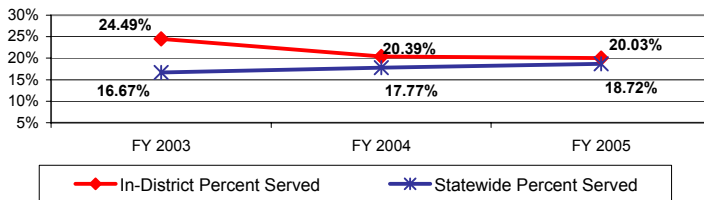
Enrollment in Full-Time Programs



Program Outcomes - Placement FY 05³

Technology Center			
Placement Status:	Secondary	Adult	All Students
Total Positive Placement	95%	89%	92%
Military	11%	1%	6%
Employed Related	31%	72%	51%
Employed Not Related	7%	3%	5%
Continuing Education	46%	12%	30%
Unemployed Seeking	4%	1%	3%
Not in Labor Force	1%	10%	5%
Statewide			
Placement Status:	Secondary	Adult	All Students
Total Positive Placement	95%	92%	93%
Military	4%	1%	3%
Employed Related	31%	68%	49%
Employed Not Related	7%	8%	7%
Continuing Education	53%	14%	34%
Unemployed Seeking	3%	5%	4%
Not in Labor Force	2%	3%	3%

Percent of Eligible 11th and 12th Graders Enrolled in Full-Time Programs



PROJECTS & UNIQUE ATTRIBUTES ⁵

Southwest Technology Center (SWTC) has two distinctive full-time programs: Aviation and Aerospace Technology and Simulator Maintenance Technology. Aviation Technology is a partnership with Altus Air Force Base whereby successful students may become civil service employees through a Student Education Employment Program. Students in Simulator Maintenance are trained to troubleshoot and do repairs on actual flight simulators. Graduate technicians are highly sought by many contractors nationwide. College credit is earned in eight programs at SWTC through a Cooperative Alliance with Western Oklahoma State College. In addition to customized training for business and industry, unique business services include assistance in bidding on government contracts at Altus Air Force Base, training programs for employees of municipalities, small business management and Hispanic outreach to assist with upgrading employment skills. SWTC exists to serve its partner school districts and business/industry communities. Six of the seven communities are considered small and rural. SWTC supports these communities by providing facility space, coordination and supervision for alternative education programs; professional development programs for teachers, staff, board members; support and facilitation for distance learning; and IT technology support. We provide training to both the staff and to board members in our partner school districts. Small but distinctive, SWTC's presence in rural southwest Oklahoma represents a commitment to strengthen the economy while preserving and improving its exemplary quality of life into the future.

Secondary students who live in the technology center district and attend a public, private, parochial or charter school or are home schooled are eligible to attend tuition free. Adults attend with a low-cost tuition fee. Grants and scholarships are available.

Definitions of all terms can be found in the glossary at the beginning of this document.

Data provided by the following sources:

¹ Office of Accountability, State of Oklahoma

² Oklahoma Department of Career and Technology Education, Technology Center Services Division

³ Oklahoma Department of Career and Technology Education, Information Management Division

⁴ Oklahoma Department of Education

⁵ Technology Center